

# STYLE GUIDE


## STEP 1

### CHOOSE YOUR FAVOURITE DECOR

Start by choosing your favourite décors from the Tile, Linda Barker, Contemporary, Classic or the marble and mineral décors from the Pure Collection

#### FEATURE WALL DECOR CHOICE


#### PURE COLOUR CHOICE



## STEP 2

### FIND THE PERFECT PAIRING


Select a plain colour from the Pure Collection to combine with your feature wall decor



## STEP 3

### SEAL THE JOB

Match your profile colour to your shower enclosure and shower fittings (see page 54 of the Multipanel brochure). Seal your installation using one of our colour match sealants (see page 56 of the Multipanel brochure)



## STEP 4

### FINISHING TOUCHES

Complete your dream bathroom with our selection of flooring. From tile to chevron, there's a finish for every taste (see page 52 of the Multipanel brochure)

